



420~440W

M10 solar modules Aquaman series

Mono SMBB TopCon large size half cut
full black double glass module

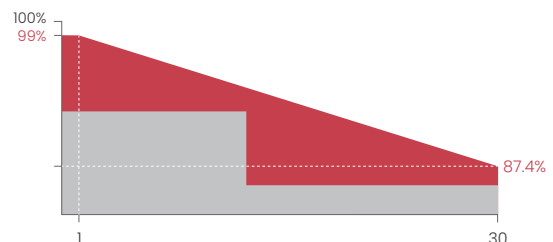
Elegant design in all-black appearance, harmonious integration with the components of the building to provide an intense aesthetic experience. Products can match different installation conditions, taking into account high adaptability and high compatibility. With mature support and inverter scheme, customized design for distributed and centralized ground power stations.

MODULE CHARACTER

-  Light weight
-  Exceptional PID Resistance
-  Salt mist resistance/Ammonia resistance /dust and hail resistance
-  Production process reliability test
-  0~+5W Positive Tolerance
-  Lower LID / LETID
-  Aesthetic appearance design
-  Non-destructive cutting

CERTIFICATION

IEC61215/IEC61730
ISO9001:Quality Management System
ISO14001:Environmental Management System
ISO45001:Occupational Health and Safety Management System



Linear performance warranty



Product warranty



Module Type	SR-54M420NHLProD		SR-54M425NHLProD		SR-54M430NHLProD		SR-54M435NHLProD		SR-54M440NHLProD	
Module Efficiency (%)	21.04		21.29		21.54		21.79		22.05	
Tolerance (W)	0 ~ +5		0 ~ +5		0~+5		0~+5		0~+5	
Test Environment	STC	NOCT	STC	NOCT	STC	NOCT	STC	NOCT	STC	NOCT
Maximum Power Pmax(W)	420	316.84	425	320.62	430	324.39	435	328.16	440	331.93
Open Circuit Voltage Voc(V)	38.10	36.39	38.33	36.61	38.56	36.83	38.79	37.05	39.02	37.27
Short Circuit Current Isc(A)	14.10	11.38	14.18	11.45	14.26	11.51	14.34	11.58	14.42	11.64
Maximum Power Voltage Vm(V)	31.48	29.54	31.67	29.72	31.86	29.90	32.05	30.07	32.24	30.25
Maximum Power Current Im(A)	13.35	10.77	13.43	10.83	13.50	10.89	13.58	10.95	13.65	11.01
Cell Type (mm)	M10 TopCon									
Number of Cells (Pcs)	108(6×18)									
Maximum System Voltage(V)	DC1500									
Temp.Coeff.of Voc (%/°C)	-0.29									
Temp.Coeff.of Isc (%/°C)	0.045									
Temp.Coeff.of Pm (%/°C)	-0.25									
Operating Temperature(°C)	-40 to 85									
Nominal Operating Cell Temperature(NOCT) (°C)	45±2									
Max.Series Fuse (A)	25									
Pressure Bearing(Pa)	5400									
Wind Bearing (Pa)	2400									

STC: Irradiance 1000W/m², Cell temperature 25°C, AM1.5
 NOCT: Irradiance 800W/m², Ambient temperature 20°C, Wind speed 1m/s

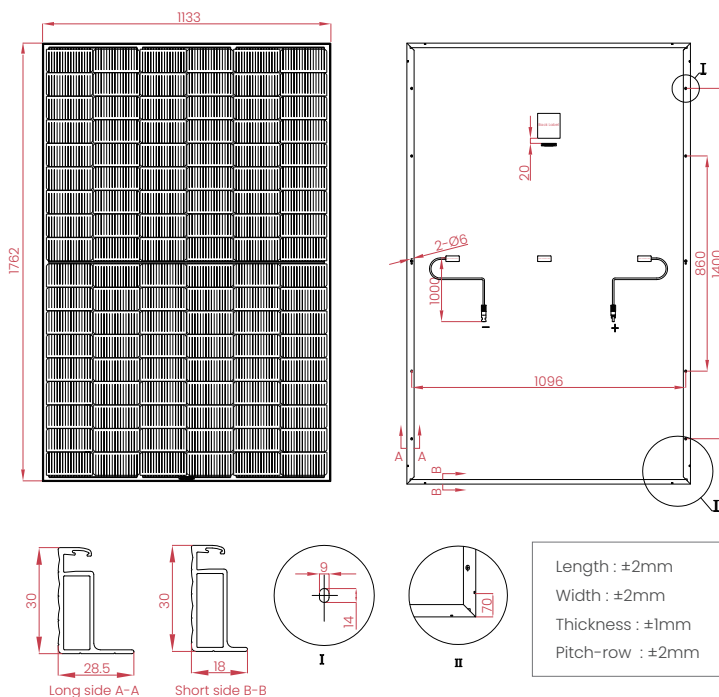
MATERIAL DETAILS

Frame	Anodized aluminum	Net length of Cable	1000mm or as customer's requirements
Cell	6×18pcs mono solar cell	Junction Box	IP≥68, TÜV & UL
Diode quantity	3	Cable&Connector	4mm ² , EVO2 or EVO2 compatible
Glass	2×1.6mm Anti-Reflection Coating Heat Strengthened Glass		

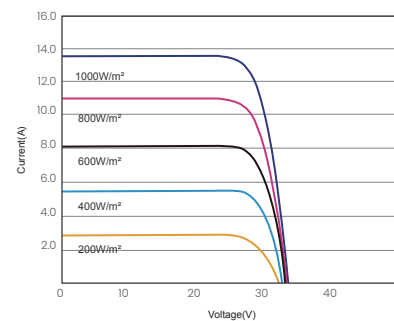
PACKING DETAILS

Dimension	1762×1133×30mm	Weight	21kg
Loading Capacity	936pcs/40HC	Packing	36pcs/pallet

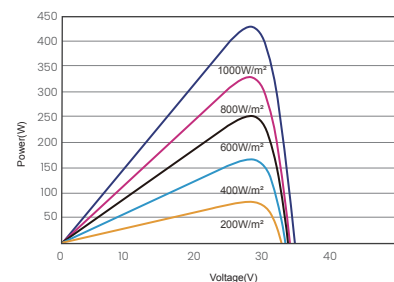
ENGINEERING DRAWINGS



IV CURVES



I-V CURVES OF PV MODULE(430W)



P-V CURVES OF PV MODULE(430W)